

Software Engineering for Satellites



Kathryn Anne Weiss

Software Engineering Research Laboratory
Department of Aeronautics and Astronautics
Massachusetts Institute of Technology
October 22, 2003



Topics of Discussion

◆ Background

- ★ Why is Software Engineering Hard?

- ★ Lifecycle

- Cost
- Requirements Specification
- Approaches to Design
- Implementation
- Testing
- Maintenance

- ◆ Why is Software Engineering Hard for Spacecraft?

- ◆ SERL Approach

- ◆ Component-Based Systems Engineering

 - ★ SPHERES


- ◆ Conclusions

Background


Ariane 5



Courtesy of Arianespace / ESA / CSG.
Used with permission.



Mars Climate Orbiter



Solar Heliospheric Observatory



Background

◆ Why is Software Engineering Hard?

★ “Curse of flexibility”

- *“And they looked upon the software and saw that it was good. But they just had to add one other feature ...”*
- No physical constraints

★ Intangibility

★ Lack of historical usage information

★ Organized complexity

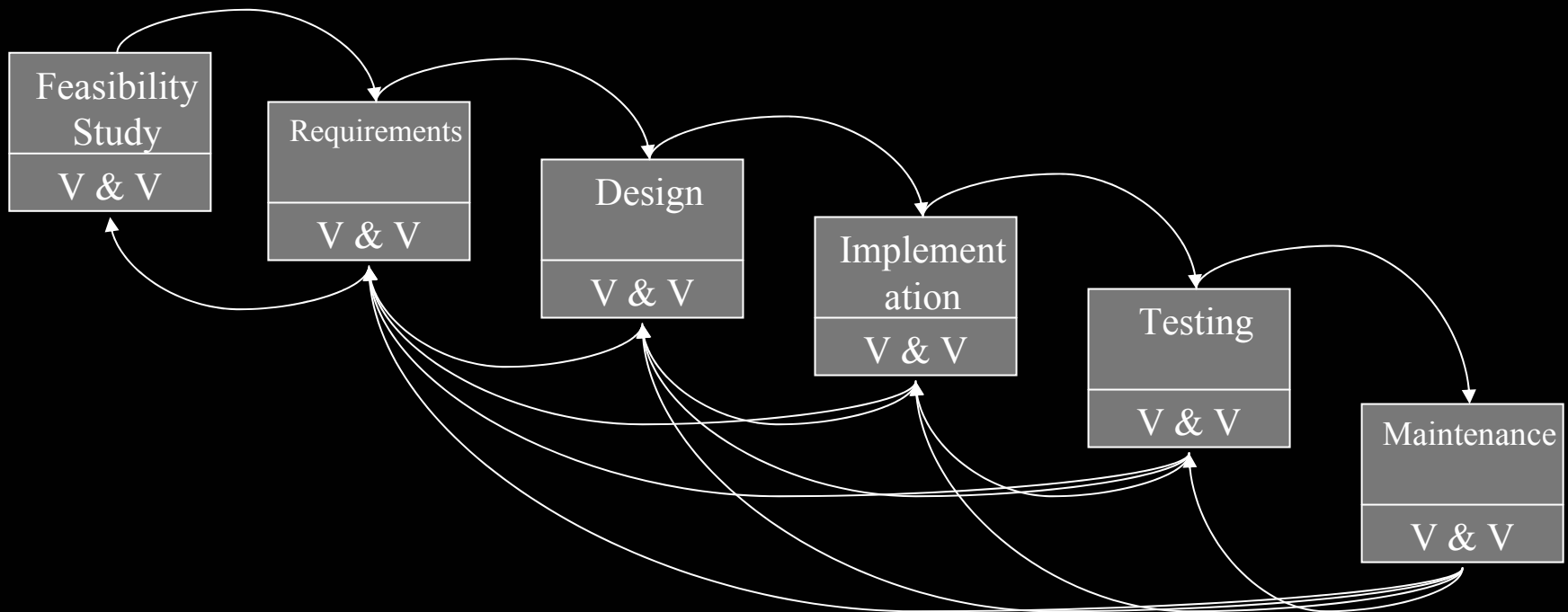
- Too complex for complete analysis
- Too organized for statistics

★ Large discrete state spaces



Background

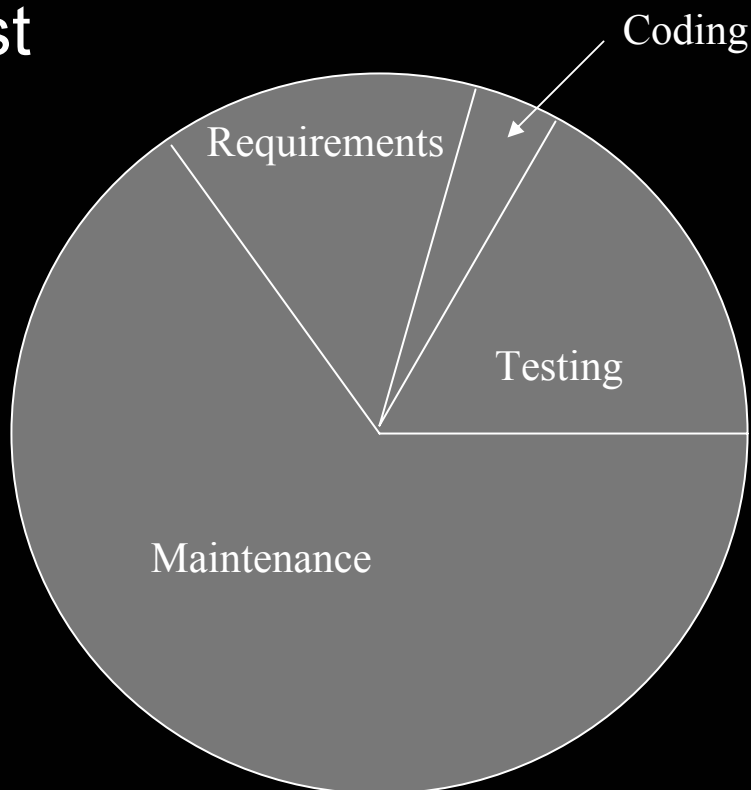
◆ Software Lifecycle





Background

◆ Software Cost





Requirements Specification

- ◆ Most critical portion of the software lifecycle
- ◆ Majority of errors in software can be traced back to flaws in the requirements
- ◆ Many methods and types of requirements including:

- ★ Informal

- English
- UML

- ★ Formal

- Zed
- State Machines
- Intent Specifications



Approaches to Design

- ◆ Software design grew out of the structured programming movement beginning in the 1960s
- ◆ Many approaches to design including:
 - ★ Functional Decomposition
 - ★ Object-Orientation (OO)
 - ★ Event-based CBSE
 - ★ Agent Architectures
- ◆ What approach to Software Design is appropriate for Satellite Engineering?



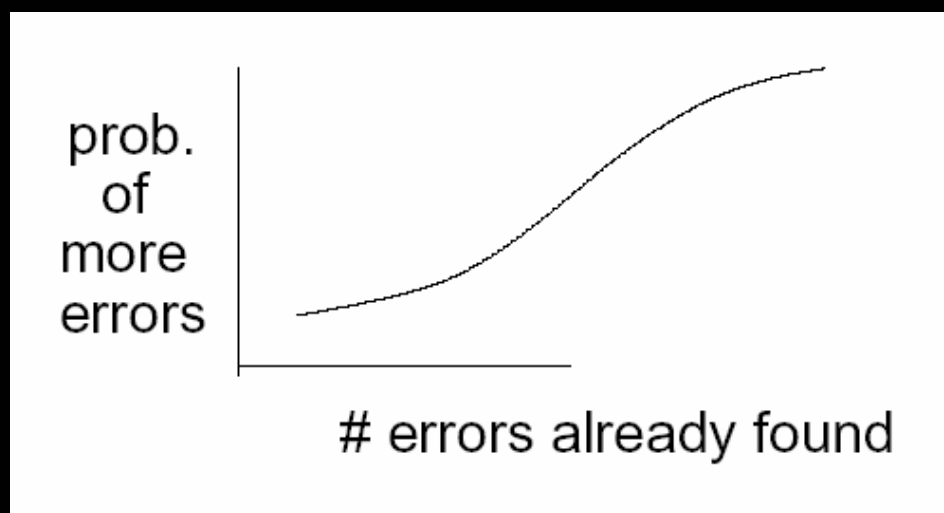
Implementation

- ◆ Only 10% of the software development effort!!!
 - ★ Other 90% made up of planning and testing
- ◆ Issues include:
 - ★ Programming Languages
 - ★ COTS and Reuse
 - ★ Interfaces



Testing

- ◆ Examining a program to see if it does not do what it is supposed to do is only half the battle – the other half is seeing whether the program does what it is not supposed to do!






Maintenance

- ◆ Comprises approximately 70% of the software lifecycle cost and time
- ◆ Issues include:
 - ★ Deployment and Training
 - ★ Code Changes
 - Additional functionality
 - Fixing bugs
 - ★ Diagnosis and Troubleshooting
 - ★ Job Turnover – understanding someone else's code

Why is Software Engineering Hard for Spacecraft?



- ◆ Spacecraft Software Structure and a Lack of Autonomy
- ◆ Loss of Domain Knowledge
- ◆ Miscommunication Among Multi-disciplinary Engineering Teams

- ◆ Proposed Solution:
 - ★ Component-Based Systems Engineering



SERL Approach

- ◆ Intent Specifications
 - ★ Why? instead of merely What? and How?
 - ★ Design Rationale
- ◆ SpecTRM
 - ★ Specification Toolkit and Requirements Methodology
- ◆ SpecTRM-RL
 - ★ SpecTRM-Requirements Language



SERL Approach (Cont.)

- ◆ Level 3 – SpecTRM-RL
 - ★ Easily Readable and Reviewable
 - ★ Unambiguous and uses simple semantics
- ◆ Complete
 - ★ Can specify everything need to specify
- ◆ Analyzable
 - ★ Executable
 - ★ Formal (mathematical) foundation
 - ★ Assists in finding incompleteness

Component-Based System Engineering



◆ Functional Decomposition

★ Spacecraft Level

- Command and Data Handling Computer

★ Subsystem Level

- Attitude Determination and Control
- Power
- Thermal
- Communications
- Guidance and Navigation
- Propulsion

Component-Based System Engineering (Cont.)




◆ Top-Down Decomposition

★ Component Level

- Ex) NEAR's Attitude Determination and Control Subsystem
 - Sun Sensors
 - Star Trackers
 - Inertial Measurement Units
 - Reaction Control Systems
 - Reaction Wheels

Component-Based System Engineering (Cont.)



- ◆ Construct software and hardware intent specifications from the component level to the system level
- ◆ Specification Toolkit and Requirements Methodology – Generic Spacecraft Component (SpecTRM-GSC)
 - ★ Fully Encapsulated
 - ★ Well-defined Interfaces
 - ★ Generic
 - ★ Component-level Fault Protection

Component-Based Systems Engineering (Cont.)



- ◆ Instead of performing CBSE, engineers can perform Component-Based *Systems* Engineering, in which the entire process of development (from the component-level to the system-level) is reused
- ◆ Benefits:
 - ★ Provides the benefits of Component-Based Software Engineering without the detrimental effects of improper implementation of reuse
 - ★ Supports the principles of systems engineering:
 - Common means of communication
 - Placing the component in context within the larger system

Component-Based System Engineering (Cont.)



- ◆ The development is performed in a systems engineering development environment (SpecTRM)
- ◆ Benefits:
 - ★ Helps capture domain knowledge through recording rationale
 - ★ Abstracts away the details of design
 - ★ Provides various analyses
 - Simulate design alternatives
 - Nothing has been implemented at this point
 - ★ Easy to incorporate changes to the software
 - ★ Visualizations provide different perspectives on the same system

SPHERES

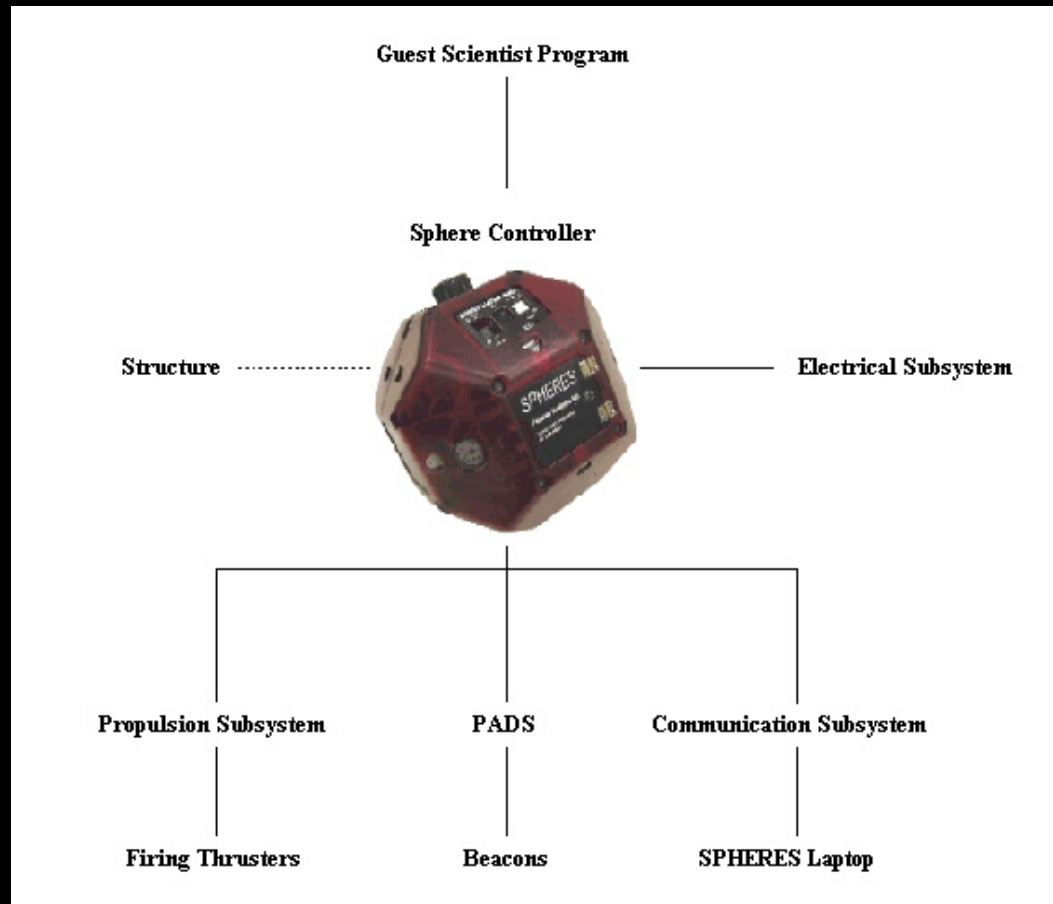
◆ Synchronized Position
Hold Engage Reorient
Experimental Satellites

Why SPHERES?

1. Autonomous
2. Highly modular
3. Test technique on a real system



SPHERES (Cont.)





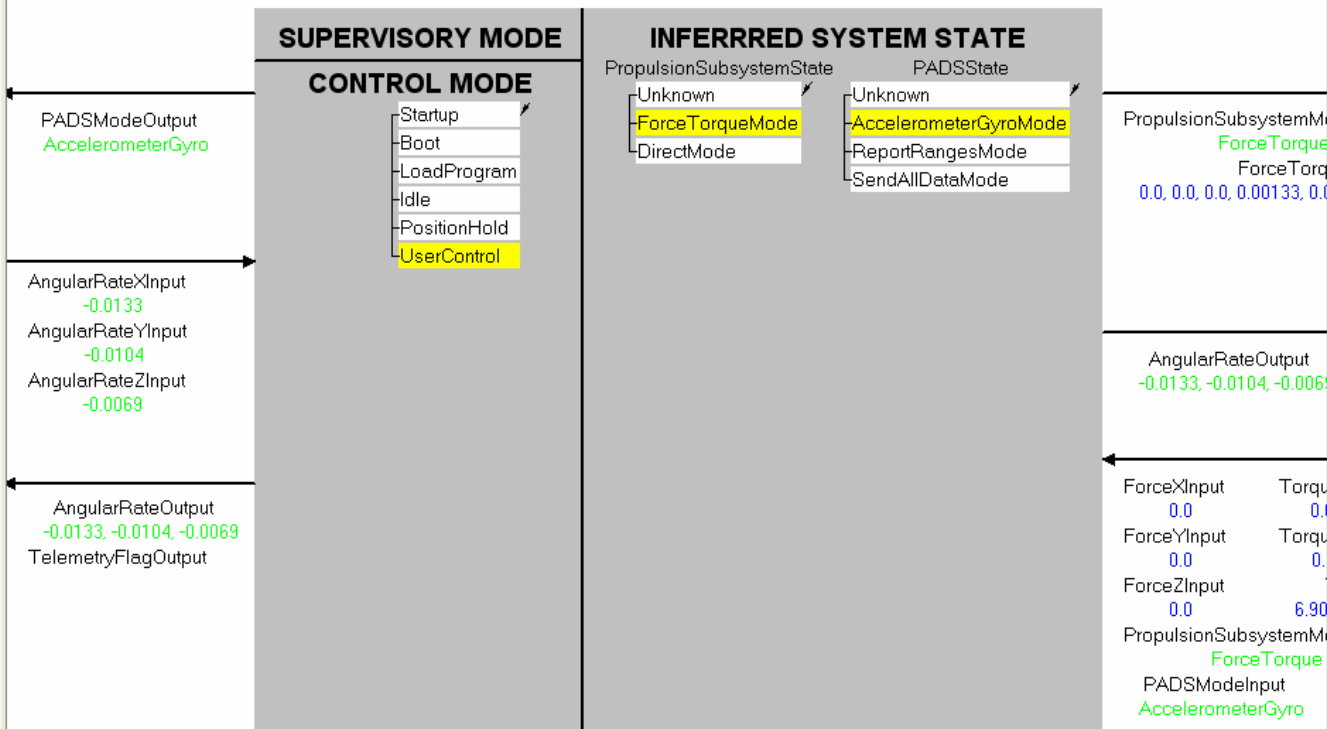
SPHERES (Cont.)

- ◆ Two Guest Scientist Programs were modeled to illustrate:
 - ★ The feasibility/scalability of the technique
 - ★ The ease with which the components can be reused
 - ★ The process of building a new spacecraft configuration from already existing components



SPHERES (Cont.)

- ◆ Rate Damper
 - ★ One Sphere Configuration
 - ★ Nullifies any angular rate experienced by the Sphere
- ◆ Leader/Follower (Rate Matcher)
 - ★ Two Sphere Configuration
 - ★ Follower Sphere matches the angular rate experienced by the Leader Sphere
- ◆ Demonstration



Element	Value
PropulsionSubsystem	
Thruster12OnCommandOutput	No Data Available
DirectControlThruster6Input	Obsolete
DesiredThruster1State	Open
Thruster5OffCommandOutput	Closed
Thruster11OnCommandOutput	Open
DirectControlThruster3Input	Obsolete
Thruster4OnCommandOutput	No Data Available
Thruster12OffCommandOutput	No Data Available
Thruster7OffCommandOutput	Closed
DesiredThruster6State	Unknown
Thruster9OnCommandOutput	No Data Available
Thruster8OnCommandOutput	No Data Available
ForceZInput	0.0
Thruster10OnCommandOutput	No Data Available
Thruster5OnCommandOutput	Open
DesiredThruster8State	Closed
Thruster3OffCommandOutput	Closed
DesiredThruster12State	Unknown
DesiredThruster7State	Open
DesiredThruster2State	Closed
DirectControlThruster11Input	Obsolete
DirectControlThruster2Input	Obsolete
Thruster4OffCommandOutput	Closed
Thruster2OffCommandOutput	Closed
DirectControlThruster9Input	Obsolete
Thruster1OffCommandOutput	Closed
DirectControlThruster8Input	Obsolete
PropulsionSubsystemControlMode	ForceTorqueMode
DesiredThruster3State	Closed
ThrusterPair17Calculation	1 millisecond
TorqueYInput	0.00104
TorqueZInput	6.900000000000...
Thruster11OffCommandOutput	Closed
TorqueXInput	0.00133
DirectControlThruster4Input	Obsolete
Thruster6OnCommandOutput	No Data Available
DesiredThruster5State	Closed
DirectControlThruster10Input	Obsolete
DesiredThruster10State	Closed
Thruster7OnCommandOutput	Open
DirectControlThruster1Input	Obsolete

/SPHERES/SphereControllerVis.mvc

Event Log

Time	Model	Element	Array Index	Value	Event Type
1202 milliseconds	RateDamper	AngularRateYInput		-0.0104	Received
1202 milliseconds	RateDamper	AngularRateZInput		-0.0069	Received
1202 milliseconds	PADS	GuestScientistModeInput		AccelerometerGyro	Changed
1202 milliseconds	PADS	PADSControlMode		AccelerometerGyroMode	Changed
1202 milliseconds	PropulsionSubsystem	DesiredThruster10State		Closed	Changed
1202 milliseconds	PropulsionSubsystem	DesiredThruster11State		Closed	Changed
1202 milliseconds	PropulsionSubsystem	DesiredThruster12State		Unknown	Changed
1202 milliseconds	PropulsionSubsystem	DesiredThruster1State		Closed	Changed
1202 milliseconds	PropulsionSubsystem	DesiredThruster2State		Closed	Changed
1202 milliseconds	PropulsionSubsystem	DesiredThruster3State		Closed	Changed
1202 milliseconds	PropulsionSubsystem	DesiredThruster4State		Closed	Changed
1202 milliseconds	PropulsionSubsystem	DesiredThruster5State		Closed	Changed

SUPERVISORY MODE

CONTROL MODE

- Startup
- Boot
- LoadProgram
- Idle
- PositionHold
- UserControl**

ADSMModeOutput

AngularRateXInput
-0.011112582

AngularRateZInput
0.008422956

AngularRateYInput
0.008422956

AngularRateOutput
-0.011112582, 0.008422956, 0.001676489

INFERRRED SYSTEM STATE

PropulsionSubsystemState

- Unknown
- ForceTorqueMode
- DirectMode

PADSSState

- Unknown
- AccelerometerGyroMode**
- ReportRangesMode
- SendAllDataMode

SUPERVISORY MODE

CONTROL MODE

- Startup
- Boot
- LoadProgram
- Idle
- PositionHold

LeaderAngularRateXInput
-0.011112582

LeaderAngularRateYInput
0.008422956

LeaderAngularRateZInput

INFERRRED SYSTEM STATE

PropulsionSubsystemState

- Unknown
- ForceTorqueMode**
- DirectMode

PADSSState

- Unknown
- AccelerometerGyroMode**
- ReportRangesMode
- SendAllDataMode

PropulsionSubsy...
ForceT...
0.0, 0.0, 0.0, -6.157

Element	Value
FollowerCommSubsystem	
AngularRateOutput	-0.011112582, 0.008422956
AngularRateXInput	-0.011112582
TelemetryFlagInput	Obsolete
TelemetryFlag	Unknown
AngularRateYInput	0.008422956
AngularRateZInput	0.001676489
FollowerPADS	
AngularRateOutput	-0.00283124, 0.00212343,
PADSControlMode	AccelerometerGyroMode
AccelerometerZInput	Obsolete
GyroZInput	-0.00283124
AccelerometerYInput	Obsolete
GyroXInput	-0.00283124
AccelerometerXInput	Obsolete
GyroYInput	0.00212343
GuestScientistModeInput	AccelerometerGyro
LinearAccelerationOutput	No Data Available
FollowerPropulsionSubsystem	
FollowerSphereController	
LeaderCommSubsystem	
LeaderPADS	
AccelerometerXInput	Obsolete
AccelerometerZInput	Obsolete
GyroYInput	0.008422956
AccelerometerYInput	Obsolete
GyroXInput	-0.011112582
GyroZInput	0.001676489
GuestScientistModeInput	AccelerometerGyro
AngularRateOutput	-0.011112582, 0.008422956
LinearAccelerationOutput	No Data Available
PADSControlMode	AccelerometerGyroMode
LeaderSphereController	
RateDamper	
MasterSphereAngularRateXInput	-0.011112582
AngularRateXInput	-0.00283124
PropulsionModeInput	ForceTorque
PADSModeInput	AccelerometerGyro
AngularRateYInput	0.00212343
AngularRateZInput	-0.00283124
TorqueXCalculation	-6.157913E-4
ForceTorqueVectorOutput	0.0, 0.0, 0.0, -6.157913E-4
PADSModeOutput	AccelerometerGyro
MasterSphereAngularRateZInput	0.001676489
MasterSphereAngularRateYInput	0.008422956
TorqueZCalculation	5.206259E-4
TorqueYCalculation	6.299526000000001E-4

Event Log

Time	Model	Element	Array Index	Value	Event Type
1002 milliseconds	RateDamper	ForceTorqueVe...		0.0, 0.0, 0.0, -...	Sent
1002 milliseconds	FollowerCommS...	AngularRateXIn...		-0.011112582	Received
1002 milliseconds	FollowerCommS...	AngularRateYIn...		0.008422956	Received
1002 milliseconds	FollowerCommS...	AngularRateZIn...		0.001676489	Received
1002 milliseconds	FollowerSphere...	ForceXInput		0.0	Received
1002 milliseconds	FollowerSphere...	ForceYInput		0.0	Received

Tasks | Simulation Console | Event Log



File Windows

Main Simulation Window

Simulation

Simulation Time: 6.999999999999983

4900
4920
4940
4960
4980
5000
5020
5040
5060
5080
5100
5120
5140
5160
5180
5200

leaderdata_col1
-0.03588593

leaderdata_col2
0.010546386

leaderdata_col3
0.612191737

followerdata_col1
-0.00141562

followerdata_col2
0.009201529

followerdata_col3
0.080690339





Conclusions

- ◆ The research on and the test case application of Component-Based Systems Engineering show its potential for use in developing the next generation of spacecraft
- ◆ The benefits of using the technique span not only the engineering issues faced by today's spacecraft development teams but also the difficulties inherent in the aerospace industry



Questions and Comments

